



Performance
Leadership



Ease of
Install



Leaders
in Value



Fast
Set Up



Carrier Grade
Approved

The First Carrier-Class 5G/4G/3G Cellular Coverage Solution to Boost TDD and FDD

The Cel-Fi GO G41 Smart Signal Repeater is the most powerful carrier-grade solution to overcome cellular coverage issues in indoor environments. Providing up to 100 dB gain, GO G41 offers class-leading 5G/4G/3G voice and data performance. GO G41 also supports 5G NR operation for seamless network migration and consistent connectivity. In addition to providing cellular coverage up to 3,000 m² (1,500 m² in the U.K.) when configured with the included donor and server antennas, the system can be expanded with outdoor or additional server antennas for an increased coverage footprint. Plus, GO G41 is network safe and the easiest solution to install.

Industry-Leading Signal Gain

Leveraging Nextivity's award-winning IntelliBoost® chipset, which is engineered to deliver unmatched cellular performance, GO G41 provides up to 100 dB signal gain (depending on the region).

Model #	Kit #	Bands	Items included:
G41-9E	-001	1, 3, 7, 8, 20	<ul style="list-style-type: none"> • GO G41 Unit • Power Adaptor • Whip Antenna (A21-V33-100) • Patch Antenna with 8M Cable (A51-100-100)
	-002		
	-003		
G41-JE	-001	1, 3, 5, 7, 8, 28L, 40	<ul style="list-style-type: none"> • GO G41 Unit • Power Adaptor • Whip Antenna (A21-V33-100) • Patch Antenna with 1M Cable (A51-101-100)
	-002		
	-003		
G41-NE	-001	1, 3, 5, 7, 28U, 40	<ul style="list-style-type: none"> • GO G41 Unit • Power Adaptor
	-002		
	-003		



Cel-Fi GO G41
Unit



Maximum Gain:

Industry-Leading Signal Gain up to 100 dB for 5G/4G/3G Voice and Data



Best Performance:

Smart Signal Repeater with IntelliBoost® Chipset Smart Technology



Cellular Coverage:

Up to 3,000 m² (1,500 m² in the U.K.) per Unit for Buildings, Residential, Remote, and IoT



Ease of Set Up:

6 easy steps enable quick installation for optimal system performance



Cel-Fi WAVE:

Mobile Device Application for System Set Up



DSS:

Support for Dynamic Spectrum Sharing



Network Safe:

Carrier Approved with No Noise Guarantee

Antenna Position Test			
Captured Measurements			
Position 1	LTE	77.021	Options
Position 2	LTE	96.007	Options
Position 3	LTE	81.995	Options
Position 4	LTE	111.435	Options
Position 5	LTE	110.981	Options
Position 6	LTE	90.904	Options
Position 7	LTE	112.715	Options
Position 8	LTE	115.996	Options

Flexibility at Your Fingertips

Antenna Positioning

To optimize your antenna using real-time data and achieve best possible performance, Nextivity's proprietary 8-position dial base in WAVE's Antenna Position Test allows you to compare signal strength when rotating the antenna in 45-degree increments.

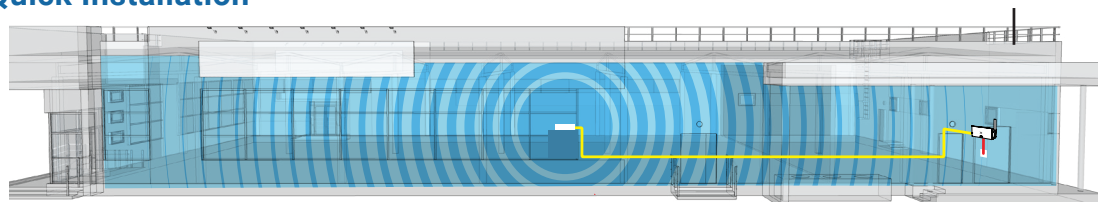
Pair the Cel-Fi GO with Cel-Fi Antennas to Create the Ideal Solution that Optimizes Performance and Streamlines Installation

Cel-Fi GO bundles are perfect for:

- Government buildings
- Agricultural settings
- Parking garages
- IoT and M2M (machine to machine)
- Small manufacturing operations
- Business in single / multi-level commercial properties
- Remote or rural locations
- Large homes

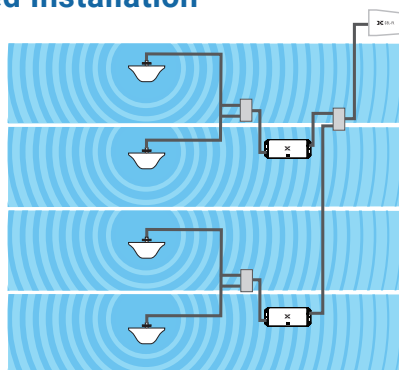
Combined with either Cel-Fi Omni Dome Antenna(s) for ceiling mounting or Cel-Fi Wideband Panel Antenna(s) for wall mounting, the Cel-Fi GO G41 and Cel-Fi Wideband Directional Antenna is the perfect in-building, remote, and IoT solution. Additional server antennas are available for venues with more floors or dense interior walls. The higher gain Cel-Fi LPDA-R Antenna is available for sites with weak outdoor signals.

Quick Installation

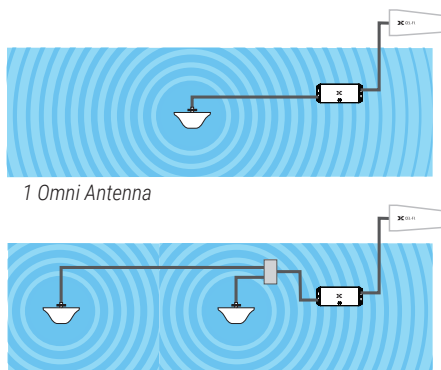


Coverage Diagram

Advanced Installation



4 Omni Antennas



1 Omni Antenna

2 Omni Antennas

Optional Antennas for Advanced Installations




Cel-Fi Wideband Panel Antenna
A52-V32-100



Cel-Fi Wideband Directional Antenna
A32-V32-200



Cel-Fi Indoor Omni Antenna
A11-V43-100



Cel-Fi LPDA-R Antenna
A62-V44-200

6-STEP SET UP

Step 1:
Install Server Antennas with Cable

Step 2:
Install Donor Antennas with Cable

Step 3:
Mount Cel-Fi GO

Step 4:
Connect Donor & Server Antennas with Splitter to the Cel-Fi GO

Step 5:
Connect the AC Power Source



Step 6:
Activate & Optimize Set Up with Cel-Fi WAVE

brief_go-g41_repeater_22-0810

